



















**EZ▼Path<sup>®</sup>**  
**FIRE RATED PATHWAY**



# WHY USE THE EZ-Path®

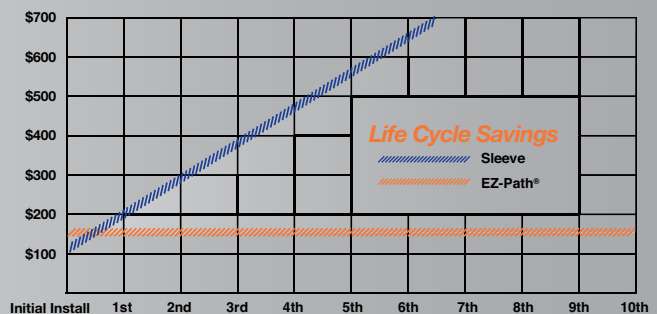
## THE MOST WELL-ROUNDED SYSTEM

EZ-Path System		One-Piece Sleeves
<b>For the Facility Owner...</b>		
	<b>Self-Adjusting Sealing Mechanism:</b> Nothing to remove, replace, adjust or tighten.	
	<b>Consistent Performance:</b> Fire protection and smoke sealing not dependent on resealing.	
	<b>Retrofittable:</b> Split pathways and mounting hardware for use with previously installed cables.	
<b>For the Specifier...</b>		
	<b>Complete Mechanical Solution:</b> NO sealant or putty required. Can be extended for thicker walls, and ganged for increased capacity.	
	<b>Complete Floor Solutions:</b> From a handful of cables to a complete vertical backbone application.	
<b>For the Cable Installer and Network Professional...</b>		
	<b>Facilitates Cable Pulling:</b> Smooth interior surfaces. No loose liners or rough edges.	
	<b>Add Cables Easily:</b> No unsealing and resealing allows remote cable pulls using a pull line.	
	<b>No Cable Constriction:</b> Cables are not squeezed. Little potential for cross-talk.	

### For Everyone...

#### The Payback...The ONLY Cable Sleeve that Pays for Itself

With every other cable sleeve you continue to pay fire or smoke sealing costs every time you make a cable change. Only the EZ-Path System completely removes labor costs related to sealing, unsealing, and resealing cable penetrations.



**The EZ-Path System... Every cable change increases your savings!**

# -PATH® SYSTEM?

## SYSTEM ISN'T ALWAYS ROUND!

### For Healthcare...



Only the EZ-Path System requires no unsealing, resealing or adjustment of any kind. Pulling lines can be left in place and cables can be remotely pulled through multiple barriers. So no direct access is required other than the beginning and end of the pull. No other product offers this feature.

*The EZ-Path System...Safety, convenience and economy.*

### Infection Control - Don't Pop that Ceiling Tile!

In healthcare the potential spread of infection is a major concern. All other sleeves require access to at least one side of every wall in order to add cables. Most require access to both sides. Thus every cable change has the potential to spread disease carrying dust, not to mention the cost of setting up containment at each and every opening.



### Smoke Sealing Cable Penetrations...



### Restoring firestopping isn't enough...You MUST restore Smoke Sealing!

NFPA 70 National Electrical Code - Spread of Fire or Products of Combustion

300.21, 800.26, 830.26 require all cables installations through hollow spaces, vertical shafts, and ventilation or air-handling ducts to be made so that the possible spread of fire or the products of combustion (smoke) shall not be substantially increased.

This means that cable penetrations must be resealed. If your cable sleeves require materials to be reinstalled or internal sleeves to be twisted and constricted in order to restrict smoke leakage... Every time a cable change is made in your facility, you are at risk of a code violation if this action is not performed.

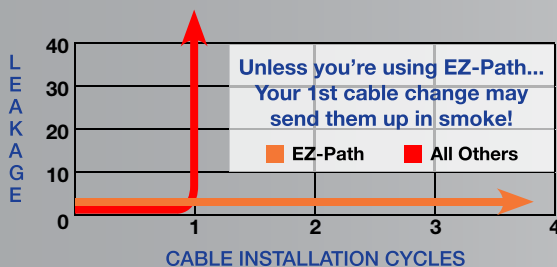
Similar provisions exist in the NFPA 101, "Life Safety Code" that may affect product selection in facilities subject to compliance with that particular code. For additional information please consult the referenced NFPA volumes and consult your local authorities having jurisdiction for any specific local requirements.

Contact STI Technical Services at 800.992.1180 for more specific information and request a copy of the UL letter discussing EZ-Path® suitability for this environment.



National Electric Code®, NFPA 70® and NFPA 101®, Life Safety Code® are registered trademarks of the National Fire Protection Association, Quincy, MA.

### Great Leakage Ratings Shouldn't Just Exist On Paper!



Some leakage ratings may look good on paper. But ask your supplier what happens if someone forgets to reinstall the putty? Stuff the foam back in? Tighten the ring on the constricting liner? Take the human element away. Be SAFE. Choose the EZ-Path System.

*The EZ-Path System...Consistently great leakage ratings!*

# Pathways, Installation Options, and Accessories

Choose the Right EZ-PATH® System For Your Cabling Needs!



**Series 22**


**Series 33**

**Series 44+**

Height x Width Inches (mm)	1.5" x 1.5" (38 mm x 38 mm)	3.0" x 3.0" (76 mm x 76 mm)	4" x 4-5/8" (102 mm x 118 mm)
Length Inches (mm)	10.5" (267 mm)	10.5" (267 mm)	14" (356 mm)
Volume Expansion	40X	16X	16X
Can be Ganged	--	Up to 7	Up to 5 in walls Up to 16 in floors
Can be Lengthened	--	6" (152 mm) increments	6" (152 mm) increments
Insert into Cored Hole	2" (51 mm)	4" (102 mm)	6" (152 mm)
Attached to Conduit	--	4" (102 mm)	--
Fire Rated in Walls	Up to 4 hours	Up to 4 hours	Up to 4 hours
Fire Rated in Floors	--	Up to 4 hours	Up to 4 hours
Approx. Max Cable Capacity	25 ±	120 ±	268 ±
Approx. Max Cable Capacity (Ganged)	--	840 ±	1,340 ±
Approx. Max Cable Capacity (Grid)	--	--	4,288 ± in floors

Cable capacity estimates are based upon using CAT5. Cable diameters vary widely by manufacturer.  
Consult STI's cable estimator online for accurate estimates.

[www.stifirestop.com/ezpath](http://www.stifirestop.com/ezpath)



**Need to run just one or two cables?**

**The Ready® Firestop Grommet is the perfect solution!**

- Quick and easy to use
- Cost effective
- Single cable or small multi-cable bundles
- Single membrane or through-penetration

<b>Cat. No.</b>	<b>Max Cable/Bundle</b>
RFG1	0.27 in. (7 mm) O.D.
RFG2	0.53 in. (14 mm) O.D.


## Series 22 Pathway Installation Kit

Series 22 is designed for new or existing cable installations through walls (only) up to 9 in. (229 mm) thick and holds up to 24 CAT 5 cables. The pathway can be mounted as a single unit in either a 2 in. (51 mm) round or a 1.5 in. (38 mm) x 1.5 in. (38 mm) square opening.



◀ Cat. No.  
**EZD22**

This item does not offer wallplates separately.



## Series 33 Pathway

The Series 33 Pathway is designed for new or existing cable installations up to 9 in. (229 mm) thick walls or floors. Series 33 pathway holds up to 120 CAT 5 cables and can be ganged for additional capacity. A wide variety of accessories easily adapt 33 Series Pathways to a broad range of applications.



◀ Cat. No.  
**EZD33FWS**

Pathway only

- Available in semi-custom colors
- Sold as a complete kit or as individual devices
- Pathway kits include pathway, wall plates, gaskets, labels, required set screws and allen key

### Series 33 Installation Options

A choice of two wall plate designs are available for installing a single Series 33 pathway through finished walls.


Circular Wall Plate Kits allow a single Series 33 Pathway to be installed in a 4 in. (102 mm) round opening or 3 in. (76 mm) x 3 in. (76 mm) square opening.



▲ Cat. No.  
**EZDP133CWK**



▲ Cat. No.  
**EZP133CW**  
Without Pathway



Square Wall Plate Kits allow a single Series 33 Pathway to be installed in a 3 in. (76 mm) x 3 in. (76 mm) square opening.



▲ Cat. No.  
**EZDP33FWS**



▲ Cat. No.  
**EZP133W**  
Without Pathway





## Series 33 Multiple Pathway Installation Options

Using EZ-Path® Multi-Gang plates, Series 33 pathways can be grouped for additional capacity and cable organization.

**The Two Gang** is designed to allow two Series 33 Pathways to be installed in a 3 in. (76 mm) x 6 in. (152 mm) opening. Installs in finished wall.

Cat. No. ▶  
**EZDP233GK**



◀ Cat. No.  
**EZP233W**  
Without Pathways

**The Three Gang** is designed to allow three Series 33 Pathways to be installed in a 3 in. (76 mm) x 9 in. (229 mm) opening. Installs in finished wall.

Cat. No. ▶  
**EZDP333GK**



◀ Cat. No.  
**EZP333W**  
Without Pathways

**The Four Gang** is designed to allow four Series 33 Pathways to be installed in a 3 in. (76 mm) x 12 in. (305 mm) opening. Attachment plates can be fastened to studs spaced 16 in. (406 mm) O.C. as the wall is being built or they can be installed in finished walls. Series 33 Pathways can also be ordered in a variety of custom colors. Contact STI for pricing and availability.


*NOTE: Optional mounting screws must be purchased separately.*

Cat. No. ▶  
**EZDP433GK\***



◀ Cat. No.  
**EZP433W\***  
Without Pathways

Cat. No. ▶  
**EZDP433GK-C\***



• Sold with four pathways (ORANGE, BLUE, YELLOW, and WHITE) and four gang mounting plate pack.

**The Seven Gang** is designed to allow seven Series 33 Pathways to be installed in a 3 in. (76 mm) x 21 in. (533 mm) opening. Attachment plates can be fastened to studs spaced 24 in. (610 mm) O.C. as the wall is being built or they can be installed in finished walls.

Cat. No. ▶  
**EZDP733GK\***



◀ Cat. No.  
**EZP733W\***  
Without Pathways

### \* Optional Stud Attachment

**Four and seven gang plates** have attachment holes that allow them to be fastened directly to internal wall framing for greater support. As an option, the wall frames can be attached directly to the studs and the pathways can be installed as the wall is being built.



## Series 33 Specialty Installation Options

Uniquely engineered attachment plates provide quick and easy mechanical attachment of Series 33 pathways to a variety of common conditions.

### New Cable Installations Through Floors Using Core Drilled Opening



The **Kick-In Floor Kit** installs a Series 33 Pathway into a 4 in. (102 mm) core drilled round opening. Built-in, self-locking fasteners securely wedge the pathway into the concrete. Installation is simple! Insert plate into opening. Insert pathway into plate and tighten set screws. Plate is locked in place! No fasteners and no sealant required!

◀ Cat. No.  
**EZDP133FK**



◀ Cat. No.  
**EZP133K**  
Without Pathway



EZ-Path® devices split apart for old work!

### New or Existing Cable Installations in 4 in. (102 mm) Sleeves or Conduit

The **Conduit Attachment Kit** installs a Series 33 Pathway within a 4 in. (102 mm) sleeve or conduit. The split plate design allows for installation in both new and existing cabling applications.



◀ Cat. No.  
**EZDP133CAK**



◀ Cat. No.  
**EZP133CA**  
Without Pathway

### Previously Installed Cables Through Walls and Oversized Openings Through Walls

**Retrofit/Repair Wall Kit** is a multi-purpose split mounting plate designed to facilitate EZ-Path® installations around previously installed cables or in new or existing cabling applications where a large opening or opposing offset openings have been created in either gypsum board or masonry block walls. The assembled two-piece plates measuring 8 in. x 10 in. (203 mm x 254 mm) can be rotated independently of each other in 90° increments to cover irregular or offset openings. Plates are designed to overlap the wall openings on both sides by 1 in. (25 mm) in all directions, permitting fasteners to be attached solidly to undamaged, structurally intact wall surfaces.



◀ Cat. No.  
**EZDP33WR**



◀ Cat. No.  
**EZP133R**  
Without Pathway

## Series 33 Accessories

The **Extension Module** attaches to the end of a Series 33 Pathway increasing the effective length for thicker barriers. A single extension can be mounted on one end to increase the pathway length by 6 in. (152 mm). Extensions can be mounted at both ends to increase Pathway length by 12 in. (305 mm). Extensions are designed to work with all other accessories.

- Sold as individual devices.



◀ Cat. No.  
**EZD33E**



**Positioning Clamps** are used to position and secure pathways in applications where standard wall plates will not be used and the device will be either backfilled or caulked into an opening.

- Sold in pairs.
- Caulk and sealant products sold separately.



◀ Cat. No.  
**EZF133PC**




**Radius Control Modules (RCM)** snap into the ends of pathways and provide a 1 in. (25 mm) minimum bend radius for cables. UL94 V-O flame retardant, impact resistant polycarbonate, RCMs support cable bundles at 100% rated loading. Insertion slots are provided for support ties (not included).

- Sold in pairs.




◀ Cat. No.  
**RCM33**

### The EZ-Path System...The only automatic self-sealing cable firestop system



1. Arched pads provide smoke sealing when empty.



2. As cables are added, pads deflect but remain snug to the cables.



3. Fire expands the pads into a solid, pathway-blocking char.



## Series 44+ Pathway

Designed for new or existing cable installations through walls or floors up to 12 in. (305 mm) thick. The EZ-Path® Series 44+ pathway holds up to 268± CAT 5 cables. For thicker walls, use extension module (Cat No. EZD44ES).



◀ Cat. No.  
**EZD44S**  
Pathway Only



## Series 44+ Pathway Installation Options

### Install a Single Series 44+ Pathway Through Finished Walls

**Single Wall Plate Kit** is designed to allow a single Series 44+ Pathway to be installed in a 6 in. (152 mm) round opening or 4-1/8 in (105 mm) x 4-5/8 in (118 mm) opening.



◀ Cat. No.  
**EZDP44S**



◀ Cat. No.  
**EZP144W**  
Without Pathway

### Multiple or Ganged Pathway Installations

**Multi-Gang Wall Brackets** are designed to allow 1 to 5 Series 44+ Pathways to be installed in finished walls or as the wall is being built. Plates attach directly to studs and pathways are installed prior to application of gypsum board. Brackets are suitable for attachment to studs spaced up to 24 in. (610 mm).

#### Ordering Details

- Plate packs include plates, gaskets, set screws and labels.
- Purchase Pathways (EZD44S) and appropriate fasteners separately.



◀ Cat. No.  
**EZP544W**  
Without Pathways

## Series 44+ Accessories

**Extension Module** attaches to the end of a Series 44+ Pathway increasing the effective length for thicker barriers. A single extension can be mounted on one end to increase the pathway length by 6 in. (152 mm) to a total of 20 in. (508 mm). Extensions can be mounted at both ends to increase pathway length by 12 in. (305 mm) to a total of 26 in. (660 mm). Extensions are designed to work with all other accessories.



◀ Cat. No.  
**EZD44ES**  
\* Sold as individual devices

**Radius Control Modules (RCM)** snap into the ends of pathways and provide a 1 in. (25 mm) minimum bend radius for cables. RCM's support cable bundles at 100% rated loading. Insertion slots are provided for support ties (not included). Included with pathway kits and optional for all others.



◀ Cat. No.  
**EZRCM44S**  
\* Sold in pairs

## Vertical Cable Solutions

### Install a Single Series 44+ Pathway Through Floors

The **Split Floor Plate Kit** is designed to allow a single Series 44+ Pathway to be installed in a 6 in. (152 mm) round opening or 4-1/8 in. (105 mm) x 4-5/8 in. (118 mm) opening. Split plate is designed to permit use with previously installed cables.

NOTE: Suitable concrete fasteners must be purchased separately.



◀ Cat. No.  
**EZDP144FKS**



◀ Cat. No.  
**EZP144F**  
Without Pathway

### Series 44+ Modular Floor Grid System

An EZ-Path® Solution for High Volume Cable Penetrations through Floors

Now there is a bolt-in solution for riser applications that brings the safety and simplicity of the EZ-Path® System to your vertical cable installations.

The EZ-Path Modular Floor Grid System can handle literally thousands of cables.

Modular Floor Grid Systems utilize the high volume, EZ-Path Series 44+ Pathways installed in banks of four to provide your cabling systems with room to grow. Sturdy steel grids mount one, two or four banks of pathways in built-in slots for a total of up to sixteen pathways through a single floor opening. A single bank Floor Grid comes complete with Pathways. Multi-bank Modular Floor Grids are installed with firestop panels sealing each slot. As additional cable capacity is required, firestop panels are removed and pathway modules containing four pathways are installed in each slot.

#### Single Slot Grid

Available complete with Pathway Module (4 pathways)  
or with firestop filler panels covering the slots.



◀ Cat. No.  
**EZDG444S**

Cat. No. ▶  
**EZG444**  
(Purchase Pathway Modules  
EZD444MBS separately)



#### Two Slot Grid

Available complete with Pathway Modules (8 pathways)  
or with firestop filler panels covering the slots.



◀ Cat. No.  
**EZDG844S**

Cat. No. ▶  
**EZG844**  
(Purchase Pathway Modules  
EZD444MBS separately)



## Specifications

All data, video, and communications cable bundles shall utilize an enclosed fire rated pathway device wherever said cables penetrate rated walls. The fire-rated pathway shall contain a built-in fire sealing system sufficient to maintain the hourly fire rating of the barrier being penetrated. The self-contained sealing system shall automatically adjust to the installed cable loading and shall permit cables to be installed, removed, or retrofitted without the need to adjust, remove or reinstall firestop materials. The pathway shall be UL® Classified and/or FM Systems Approved and tested to the requirements of ASTM E814 (UL1479).


### Specified Divisions

DIV. 7	07 84 00	Penetration Firestopping
DIV. 26	26 00 00	Electrical
DIV. 27	27 00 00	Communications

## Series 44+ Grid Accessories

### Splice Plate Kit

Join Multiple single bank grids (EZDG444S) together for use in elongated floor slot penetrations using the Floor Splice Plate



Cat. No.  
**EZG444CP**

### Pathway Module

Cat. No. ▶  
**EZD444MBS**  
Includes four (4) pathways  
and two (2) hanger brackets



### T Rating Accessory Kit

Cat. No. ▶  
**TRK444**  
For use with single slot grid only



### Hanger Brackets

Cat. No. ▶  
**EZP444MB**



### Four Slot Grid

Available complete with Pathway Modules (16 pathways)  
or with firestop filler panels covering the slots.



◀ Cat. No.  
**EZG1644**  
(Purchase Pathway Modules  
EZD444MBS separately)

Cat. No. ▶  
**EZDG1644S**



# Ordering Information

CATALOG NUMBER	DESCRIPTION	MIN. QTY/ CASE QTY.	UPC 730573-
<b>Series 22 EZ-Path® Fire-Rated Pathway Kit*</b>			
EZD22	Fire-Rated Pathway Kit	6	00022
<b>Series 33 EZ-Path® Fire-Rated Pathway, Kits, Accessories and Plate Kits*</b>			
EZD33FWS	Fire-Rated Pathway Device	6	00004
EZDP33FWS	Square Kit - Device with square wall plate kit	4	00034
EZDP133CWK	Circular Kit - Device with circular wall plate kit	1	00035
EZD33E	Extension Module	1	00005
EZDP33WR	Retro-Fit Kit - Device with retro-fit wall mounting plate kit	1	00533
EZDP133FK	Kick in Kit - Device with split floor kit	1	00835
EZDP233GK	Two-Gang Kit - Two (2) devices with two-gang plate kit	1	00235
EZDP333GK	Three-Gang Kit - Three (3) devices with three-gang plate kit	1	00335
EZDP433GK	Four-Gang Kit - Four (4) devices with four-gang plate kit	1	00435
EZDP433GK-C	Color Coded Four-Gang Kit Four (4) Devices (1-orange, 1-blue, 1-yellow, 1-white) with four-gang plate kit	1	00436
EZDP733GK	Seven-Gang Kit - Seven (7) devices with seven-gang plate kit	1	00735
EZDP133CAK	Conduit Attachment Kit-Device with conduit attachment plate kit	1	00036
EZP133CW	Circular Wall Plate Kit	1	00137
EZP133W	Square Wall Plate Kit	1	00133
EZP233W	Two-Gang Wall Plate Kit	1	00233
EZP333W	Three-Gang Wall Plate Kit	1	00333
EZP433W	Four-Gang Wall Plate Kit	1	00433
EZP733W	Seven-Gang Wall Plate Kit	1	00733
EZP133PC	One Pair (2) Positioning Clamps	1	00135
EZP133K	Kick-In Floor Plate Kit - (For use with floor applications)	6	00833
EZP133R	Retro-Fit Mounting Plate Kit	1	00535
EZP133CA	Conduit Attachment Plate Kit	1	00138
RCM33	One Pair (2) Radius Control Modules	1	00933
<b>Series 44+ EZ-Path® Fire-Rated Pathway, Kits, Accessories, Grid Assemblies, and Plate Kits*</b>			
EZD44S	Fire-Rated Pathway Device	4	00008
EZDP44S	Fire-Rated Pathway Kit - Device with wall plate kit	1	00088
EZDP144FKS	Floor Kit - Device with floor plate kit	1	00046
EZDG444S	Single Bank Floor Grid - Four (4) Devices with floor frame	1	00445
EZD444MBS	Single Bank of Devices - Four (4) Devices with hanger bracket	1	00049
EZP444MB	Hanger Bracket for Modular Floor Grid System	1	00448
EZG444CP	Floor Grid Splice Plate Kit - includes plate and gasket	1	00449
EZDG844S	Multi-slot Frame Kit for 8 Pathways - (Includes eight (8) Series 44+ devices with EZG844)	1	00846
EZDG1644S	Multi-slot Frame Kit for 16 Pathways - (Includes sixteen (16) Series 44+ devices with EZG1644)	1	00646
EZP144W	Single Wall Plate Kit	1	00144
EZP544W	Multi-Gang Wall Plate Kit	1	00544
EZP144F	Kick in Kit - Device with split floor plate	1	00834
EZG444	Multi-Slot Frame for Four (4) Pathways	1	00443
EZG844	Multi-Slot Frame for Eight (8) Pathways	1	00844
EZG1644	Multi-Slot Frame for Sixteen (16) Pathways	1	00644
EZRCM44S	Radius Control Module - one pair (2) for use with Series 44+ pathway ONLY	1	00934
EZD44ES	6" Extension Module - use with Series 44+ pathway ONLY	1	00069
TRK444	T-Rating Kit	1	00446

\*All Kits include appropriate quantity of pathways, wall plates, gaskets, labels, required set screws and an allen key.

\*\*All plate packs include wall plates, gaskets, labels, required set screws and an allen key.



SOMERVILLE, NJ 08876 USA • T: 800.992.1180 • F: 908.526.9623 • WWW.STIFIRESTOP.COM  
ZSTI3154 • REV: 02/2011

EZ-Path® is a registered trademark of Specified Technologies Inc.